

TILLOU FINE ART

FOR IMMEDIATE RELEASE
August 25, 1995

GALLERY RAIDED, SCULPTURE SEIZED BY CHICAGO POLICE. DIRECTOR JAILED & WARRANT ISSUED FOR ARTIST'S ARREST. ALL CHARGES SUBSEQUENTLY DROPPED.

"It is extremely alarming and disheartening that Art in our society is being attacked, when it clearly poses no threat, but rather is intended to express and address ideas." Lance Kinz, August 15, 1995

The Bomb & Arson Section of the Chicago Police Department called the Feigen gallery after seeing a story in the Reader, a weekly newspaper, that appeared on July 21, 1995, discussing the artwork of Gregory Green. The article reproduced a photograph of one of Green's "suitcase bomb" sculptures featured in a summer exhibition. Two Bomb & Arson detectives stopped in the gallery on July 25, in advance of a scheduled visit by the Bomb & Arson Commander on July 26. The detectives were not satisfied, but upon his visit, the Commander left understanding the nature of Green's artwork, and was content that no laws were being broken and that there was no threat or danger.


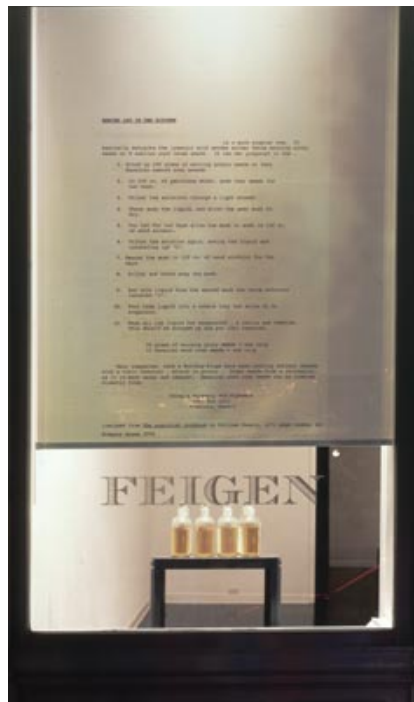

However, after being alerted by the first detectives, on Aug. 10 approximately 6 uniform officers and detectives from the Organized Crime & Narcotics division "raided" the gallery and served a search warrant to seize and confiscate one of Green's sculptures titled 10,000 Doses.

Since the mid-1980's Gregory Green has created artworks and performances exploring the evolution of empowerment, including the use of violence, alternatives to violence, and the accessibility to information and technology as vehicles for social or political change. This particular artwork references 1960s counterculture and a proposal by radical Abby Hoffman about the possibilities of producing large quantities of LSD and spiking the water supply of the Pentagon. As a simulation, however, the sculpture does not contain any LSD. It consists of 12 antique quart size laboratory bottles filled with an amber colored fluid, set in rows on a small industrial table. The sculpture was placed in the front window of the gallery, on which there was a 6 ft. high recipe of how to make LSD in the kitchen, as reprinted from The Anarchist Cookbook with alterations by Green.

A comprehensive description of the contents was faxed to the Police Crime Lab. The bottles were permanently sealed and, as they are no longer manufactured, the gallery was consulting with the Crime Lab on how they might open the bottles without having to break them, thus ruining the work of art. It was later learned that the lab cut two bottles in order to take samples.

On Aug. 14 the Gallery was informed that the test results were "positive" and warrants for the arrest of Green, 36, (who lives in New York) and gallery director, Lance Kinz, 44, were issued for the felonies of Manufacturing and Unlawful Possession of a Controlled Substance--which the Police claimed existed in the amount of 230,000 doses with a "street value" of \$1.2 million. After first being informed by the Police that he would be released on his own recognizance, on Aug. 15 Kinz spent a day in jail with a bond set at \$10,000. Both Kinz and Green faced a mandatory minimum sentence of 10 years if convicted.

Subsequently, on Aug. 18 (after tremendous media attention) the Police asked that all charges be dropped and issued a press release apologizing that their initial lab findings were "misinterpreted." At an Aug. 22 Criminal Court hearing, the State Attorney's office stated that a second testing proved "negative," providing insufficient and "inconsequential" evidence of the possible presence of any LSD. After a hearing on Aug. 23, the damaged sculpture was released and retrieved from the Police Evidence & Recovered Property Section.



MAKING ARI IN THE KITCHEN

1. Weigh up 100 grams of washing soda, wash it in a clean container, and dry it in a shallow dish. Weigh up 100 grams of the soda.
2. Weigh up 100 grams of washing soda, wash it in a clean container, and dry it in a shallow dish.
3. Weigh up 100 grams of washing soda, wash it in a clean container, and dry it in a shallow dish.
4. Weigh up 100 grams of washing soda, wash it in a clean container, and dry it in a shallow dish.
5. Weigh up 100 grams of washing soda, wash it in a clean container, and dry it in a shallow dish.
6. Weigh up 100 grams of washing soda, wash it in a clean container, and dry it in a shallow dish.
7. Weigh up 100 grams of washing soda, wash it in a clean container, and dry it in a shallow dish.
8. Weigh up 100 grams of washing soda, wash it in a clean container, and dry it in a shallow dish.
9. Weigh up 100 grams of washing soda, wash it in a clean container, and dry it in a shallow dish.
10. Weigh up 100 grams of washing soda, wash it in a clean container, and dry it in a shallow dish.

When the liquid has evaporated, a yellow residue will be left behind. This is the 'ari'.

Each of the bottles on the table contains a different amount of 'ari'.

Copyright © 1994, by the artist. All rights reserved.

FEIGEN

FEIGEN

